

NAMAGUNGA PRIMARY BOARDING SCHOOL  
P.4 REVISION WORK – SET ONE  
(MATHEMATICS; 2020)

**Time allowed: 2 Hours 30 Minutes**

**Name:**.....

**stream:**.....**Date:**.....

DO NOT OPEN THIS BOOKLET UNTIL YOU ARE TOLD TO DO SO

**Read the following instructions carefully:**

1. This paper has **two** Sections: **A** and **B**.
2. Section **A** has **20** questions (40 marks)
3. Section **B** has **12** questions (60 marks).
4. Answer **ALL** questions: All answers to both Sections **A** and **B** must be written in spaces provided in full sentences.
5. All answers must be written using a blue or black ballpoint pen or ink but not pencil. All work done in pencil except diagrams will **NOT** be marked.
6. Unnecessary alteration of work will lead to loss of marks.
7. Any handwriting that cannot be easily read, may lead to loss marks.

|                                |
|--------------------------------|
| <b>FOR EXAMINERS' USE ONLY</b> |
|                                |

| <b>FOR EXAMINERS' USE ONLY</b> |             |             |
|--------------------------------|-------------|-------------|
| <b>QN. NO.</b>                 | <b>MARK</b> | <b>SIGN</b> |
| 1 – 5                          |             |             |
| 6 - 10                         |             |             |
| 11 - 15                        |             |             |
| 16 - 20                        |             |             |
| 21 - 22                        |             |             |
| 23 - 24                        |             |             |
| 25 - 26                        |             |             |
| 28 - 30                        |             |             |
| 31 - 32                        |             |             |
| <b>TOTAL</b>                   |             |             |

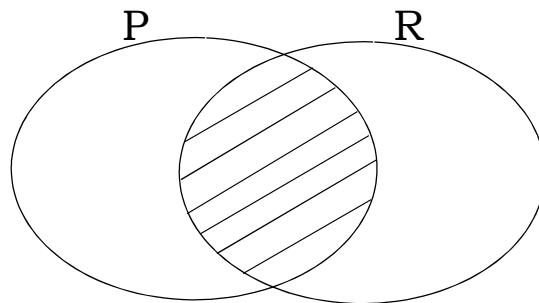
**SECTION A: (40 MARKS)**

1) Work out:

$$\begin{array}{r} 2 \ 4 \ 3 \\ + 1 \ 3 \ 4 \\ \hline \end{array}$$

2) Write in figures: Two thousand four hundred eighty nine.

3) Describe the shaded set region;

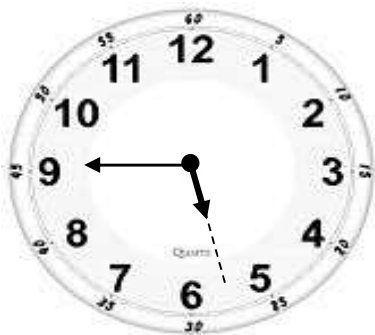


4) Find the next number in the sequence;  
23, 21, 19, 17, \_\_\_\_\_

5) Subtract:

$$\frac{7}{9} - \frac{3}{9} =$$

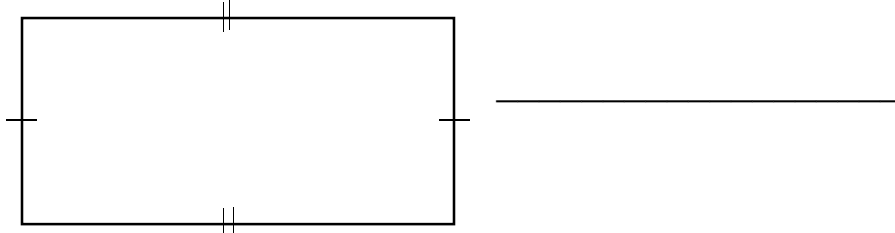
6) Tell the time shown on the clock face,



7) Work out:

$$\square - 5 = 7$$

8) Name the shape below,

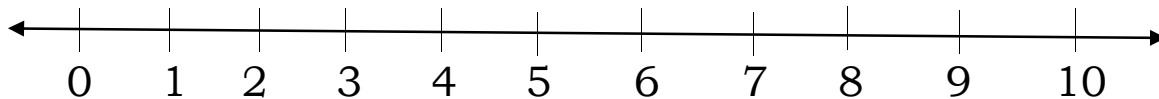


9) Convert 2 weeks to days.

10) Expand 9,432 using values.

11) Add using a number line.

$$3 + 4 = \underline{\quad}$$



12) What number has been expanded to give:

$$(6 \times 1,000) + (3 \times 100) + (4 \times 10) + (5 \times 1)$$

13) Fred gets 120 litres of milk from his cows every day.  
How many litres does he get in a week?

14) Change 3 kgs to grams.

15) Round off 230 to the nearest tens.

16) One dog has 4 legs how many legs do 10 dogs have?

17) Convert 36 to Roman numerals.

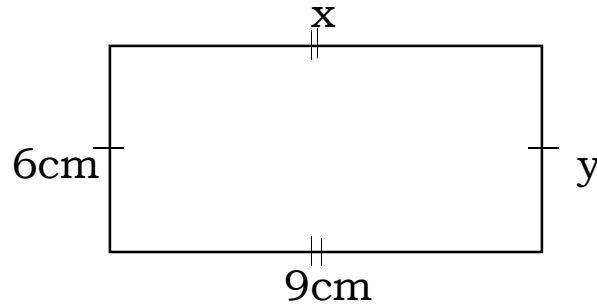
18) Sarah shared sh.1,800 among 6 girls. How much money did each girl get?

19) By how much is 69,838 greater than 52,326?

20) How many 200 shillings coins are there in sh.1,000?

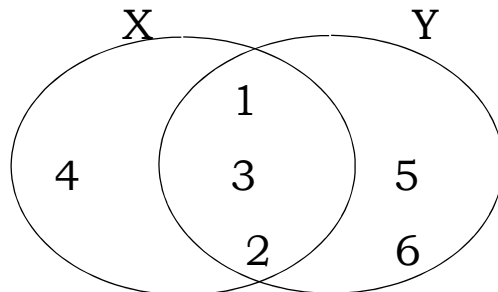
**SECTION B: 60 MARKS:**

21) Study the figure below and answer the questions that follow.



- (a) What is value of:  
(i)  $x =$  \_\_\_\_\_ (ii)  $y =$  \_\_\_\_\_
- (b) Work out the perimeter of the figure.
- (c) Find the area of the figure.

22) Below is a Venn diagrams. Use it to answer the questions that follow.



- a) List down the members of set **X**.

b) Find:

(i)  $X \cap Y$

(ii)  $n(X \cap Y)$

(iii)  $Y$  only

23) Study the price list below.

| <b>ITEM</b>       | <b>PRICE</b>               |
|-------------------|----------------------------|
| <i>bread</i>      | <i>sh. 4,000</i>           |
| <i>milk</i>       | <i>sh. 1,600 per litre</i> |
| <i>rice</i>       | <i>sh. 3,200</i>           |
| <i>sugar</i>      | <i>sh. 3,500</i>           |
| <i>tea leaves</i> | <i>sh. 1,800</i>           |
| <i>salt</i>       | <i>sh. 2,000</i>           |

a) What is the cheapest items?

b) How much money does one spend if she buys bread, sugar and tea leaves?

c) If Aidsa bought all the items, how much money did she pay?

24) Find the missing numbers in each of the following:

a)  $\square + 8 = 12$

b)  $\square \times 3 = 12$

c)  $\square \div 4 = 16$

25) Below is a calendar for the months of May. Use it to answer the questions that follow.

| <b>MON</b> | <b>TUE</b> | <b>WED</b> | <b>THUR</b> | <b>FRI</b> | <b>SAT</b> | <b>SUN</b> |
|------------|------------|------------|-------------|------------|------------|------------|
|            |            |            |             | 1          | 2          | 3          |
| 4          | 5          | 6          | 7           | 8          | 9          | 10         |
| 11         | 12         | 13         | 14          | 15         | 16         | 17         |
| 18         | 19         | 20         | 21          | 22         | 23         | 24         |
| 25         | 26         | 27         | 28          | 29         | 30         | 31         |

a) On which day did the month start?

\_\_\_\_\_

b) How many Sundays are in the month?

\_\_\_\_\_

c) On which day does the month end?

\_\_\_\_\_

d) How many full weeks does the month have?

\_\_\_\_\_

26) Given 97,435,

(a) Write the above figure in words.

(b) Find the sum of the values of 7 and 4 in the above figure.

(c) Expand the figure using place values.

27) Name the set symbols below.

(a)  $\subset$  \_\_\_\_\_

(b) \_\_\_\_\_

(c)  $\leftrightarrow$  \_\_\_\_\_

(d) \_\_\_\_\_

(e)  $=$  \_\_\_\_\_

28) (a) A man sold  $\frac{5}{12}$  of his land in 2007. He again sold  $\frac{5}{12}$  in 2010. What fraction of the land did he sell altogether?

(b) Write the shaded region in words.



---

(d) Work out  $1 - \frac{3}{7}$

29) Okello is 24 years old. Akurut is 16 years old.

(a) Who is older?

---

(b) Find their total age.

(c) Write their total age in Roman numerals

(d) How old is Okello older than Akurut?

30) Use  $<$  ,  $>$  or  $=$  to complete the following correctly.  
(show the working)

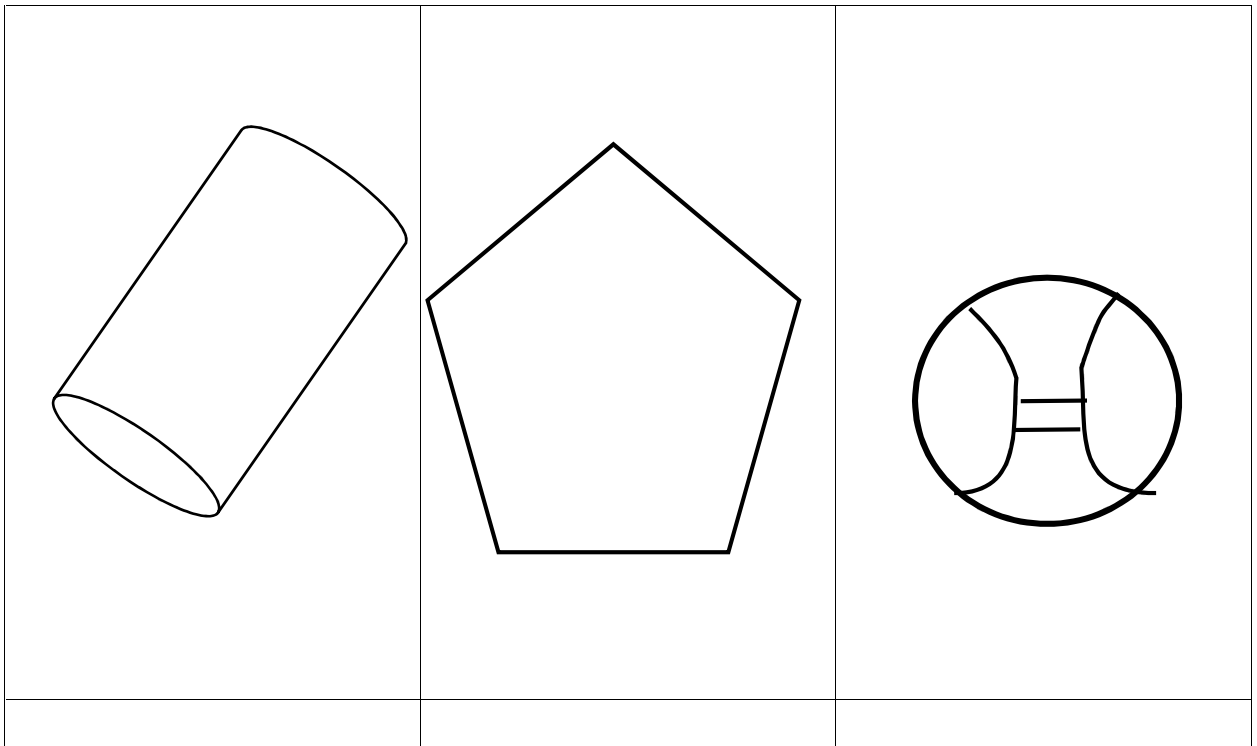
(a)  $10 \times 10$  \_\_\_\_\_  $10 + 0$

(b)  $(6 + 4) - 3$  \_\_\_\_\_  $6 \times 4$

(c)  $12 \div 2$  \_\_\_\_\_  $6$

(d)  $1,000$  \_\_\_\_\_  $10 \times 10$

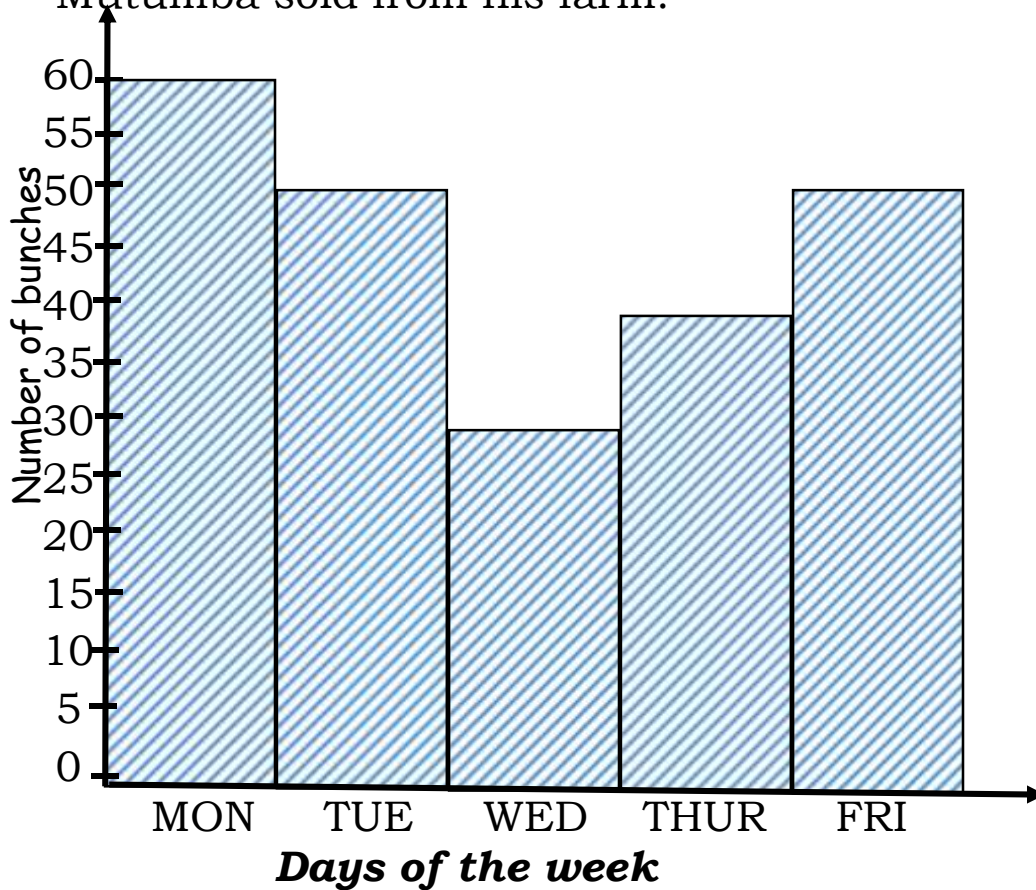
31) (a) Name these shapes:



(b) Draw these shapes below:

|           |          |
|-----------|----------|
|           |          |
| rectangle | cube     |
|           |          |
| square    | triangle |
|           |          |
| sphere    | circle   |

32) The graph below shows bunches of Matooke which Mutumba sold from his farm.



- (a) How many bunches were sold on Monday?  
\_\_\_\_\_
- (b) On which day did Mutumba sell 40 bunches?  
\_\_\_\_\_
- (c) How many more bunches were sold on Monday than Wednesday?  
\_\_\_\_\_
- (d) How many bunches were sold during the week?