

## LESSON NOTES FOR READING FOR MIDDLE CLASS TERM II – 2019

### WEEK I AND II

Lesson one

**TOPIC:** Introducing sound “h”.

**Evaluation activity:** Learners will read sound “h” and write words with sound “h” e.g

h	h	h	h
	hut	hen	hat

**Learning materials :** *Charts, books, small cards, pencils, etc.*

Lesson two and three

**TOPIC:** Introducing sound “j”.

**Evaluation activity:** Learners will pronounce the sounds correctly and write sounds “j” with its words e.g

j	j	j	j
	jug	jam	jik

**Learning materials :** *Flash cards, real objects, books, pencils, charts, etc.*

Lesson four

**TOPIC:** Introducing sound “k”.

**Evaluation activity:** Learners will revise the previous sounds and then write and read sound k with its words.

k	k	k	k
	kite	kit	key

**Materials to use :** *Charts, real objects.*

### WEEK III

Lesson one and two

**TOPIC:** Introducing sound “m”.

**Evaluation activity:** Learners should read the sound and write/copy its words correctly e.g

m	m	m	m
mat	man	moon	mug

**Learning materials :** Flash cards, real objects, books and pencils plus a chart in the class.

Lesson three

**TOPIC:** Introducing reading, reciting sound “n”.

**Evaluation activity:** Learners will read the sound “n” and write words with sound “n” e.g

n	n	n	n
net	nest	nut	neck

**Learning materials :** Real objects, charts, books, flash cards and pencils.

Lesson four

**TOPIC:** Write the first letter sound for the given picture.

**Evaluation activity:** Revision of the previous sounds.

Write the first letter sound for the given picture.



**Learning materials :** .....

## WEEK FOUR

Lesson one

**TOPIC:** Introducing reading, reciting sound “p”.

**Evaluation activity:** Learners will read and copy words with sound “p”. e.g

p	p	p	p
pen	pot	pink	pan

**Learning materials :** Real objects, charts in class.

Lesson two

**TOPIC:** Revision of all the sounds learnt in the previous week

**Evaluation activity:** Listen and write the sounds only e.g a, h, m, n, e, g, f, l, etc.

Lesson three

**TOPIC:** Introducing / reading sound “r”.

**Evaluation activity:** Learners will learn sound “r” with its words. e.g

r	r	r	r
rat	rain	rabbit	red

Lesson four

**TOPIC:** Introducing sound “s”.

**Evaluation activity:** Learners will write sound “s” with its words.


s	s	s	s
sun	stone	snake	sand

## WEEK FIVE

Lesson one and two

**TOPIC:** Revising all the sounds learnt.

**Evaluation activity:** Drawing pictures for the given sounds correctly e.g.

 f	r	m	s	h
e	b	d	c	n

**Learning materials :** Real objects, books and pencils.

Lesson three and four

**TOPIC:** Introducing sound “t”.

**Evaluation activity:** Learners will learn sound “t” and copy its words correctly e.g.

t	t	t	t	t
tap	tea	tie	tin	tree

- Introducing sound v
- Learners will read sound v and copyist words

v	v	v	v	v
vat	van	vim	vest	visit

**Learning materials :** Flash cards, books and pencils.

## WEEK VI

Lesson one

**TOPIC:** Introducing sound “w”.

**Evaluation activity:** Learners will learn sound “w” and copy its words. e.g.

w	w	w	w
wax	water	wall	was

**Learning materials :** *Charts, books , flash cards, etc.*

Lesson two

**TOPIC:** Introducing sound “y”.

**Evaluation activity:** Learners will first go through all the previous sounds learnt and there after learn sound “y”

Learners will copy and learn sound “y” with its words. e.g

y	y	y	y
yam	yes	york	yellow

**Learning materials :** *Chalkboard, books, real objects, flash cards, etc.*

Lesson three

**TOPIC:** Introducing sound “z”.

**Evaluation activity:** Learners will learn sound “z” and copy its words correctly.

z	z	z	z
Zam	zoo	zip	zebra

**Learning materials :** *Books , pencils, etc.*

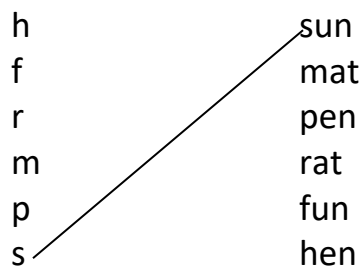
Lesson four and five

**TOPIC:** Reading all the learnt sounds.

**Evaluation activity:** Learners will learn or revise all the sounds.

Match sounds to their words correctly. e.g

h	sun
f	mat
r	pen
m	rat
p	fun
s	hen



**Learning materials :** *Charts in the class, flash cards.*

## WEEK VII

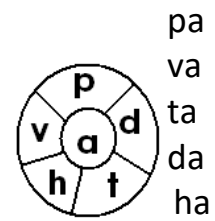
Lesson one to three

**TOPIC:** Introducing the syllable of "a"

**Evaluation activity:** Learners will learn how to form syllables. e.g.

b - a = ba  
c - a = ca  
r - a = ra  
f - a = fa

j → a ja  
g → a ga  
h → a ha



s		sa
v		va
w	a	wa
y		___

**Materials to be used :** Small cards with sounds.

Lesson four to five

**TOPIC:** Forming words with syllable "a"

**Evaluation activity:** Learners will first revise the syllables and form words thereafter. E.g

ba	fa	ta	sa
ca	ma	ta	na

Match the same

ba	ca
ca	fa
fa	ba

Form words

ba	bat
a	cat
ra	rat
fa	___

ba - g	bag
ca - n	can
ja - m	jam

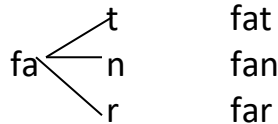
**Materials to be used: Small cards with single sounds.**

## WEEK VIII

Lesson one to five

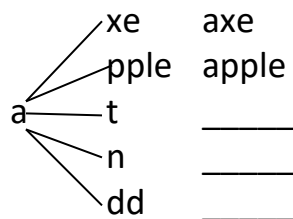
**TOPIC:** introducing forming words with syllables of "a"

**Evaluation activity:** learners will continue to form the words. e.g



**Learning materials : Small cards , books and pencils.**

**TOPIC:** Introducing how to continue forming the words with syllables of "a" e.g  
Form the words



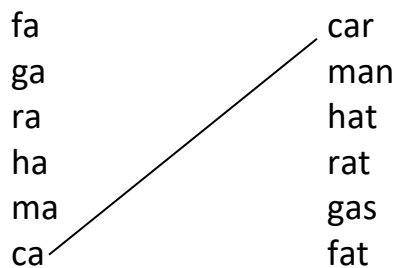
**Materials to be used : Small cards , books and pencils.**

## WEEK NINE

Lesson and two

**TOPIC:** Identify words with their syllables.

**Evaluation activity:** learners will read the syllable and the words.



**Materials to be used : Charts, books and pencils, etc.**

Lesson three

**TOPIC:** Fill in the missing sound with "a".

**Evaluation activity:** Fill in the missing letter e.g

m\_\_t      r\_\_t      h\_\_t      c\_\_t      f\_\_t      \_\_n      b\_\_g

***Materials to be used: Charts, books and pencils.***

**WEEK TEN**

Giving revision exercises and test should be done in this week.